



Technical Data // Series 2053

Non-Rotating Test Probe 100 mil / 2.54 mm

HIGHLIGHTS

Anti-turn feature ensures forced guidance between plunger and barrel

Knurled section on the barrel guarantees secure fit of the test probe

MECHANICAL DATA

Center	2.54 mm/100 mil
Temperature range	-30 °C - +120 °C
Full travel	5.00 mm
Working travel	4.00 mm
Pre-loaded spring force	0.45/ 0.60/ 1.00 N
Spring force at working travel	1.50/ 3.00/ 5.00 N

ELECTRICAL DATA

Max. current rating	5.0...8.0 A
Typical continuity resistance	<= 30 mOhm

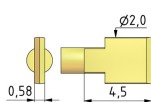
MATERIALS

Barrel	Brass, gold-plated
Spring	Spring Steel, gold-plated
Plunger	Steel
Receptacle	Brass, gold-plated

RECOMMENDED DIAMETER OF DRILL

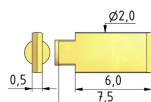
HP 2361.1 (trolitax)	1.98...2.00 mm
HGW 2372 (glass filled material)	1.98...2.00 mm

TIP STYLE - DIAMETER - PLATING



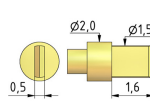
Y1

2.00 x 0.58 Au



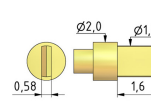
Y21

2.00 x 0.50 Au



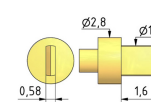
Y1F

1.50 x 0.50 x 2.00 Au



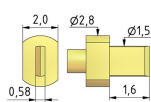
Y1F

1.50 x 0.58 x 2.00 Au



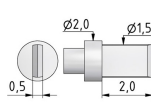
Y1F

1.50 x 0.58 x 2.80 Au



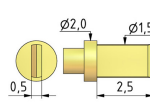
Y1F1

1.50 x 0.58 x 2.80 x 2.00 Au



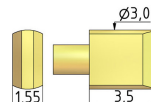
Y2F

1.50 x 0.50 x 2.00 Rh



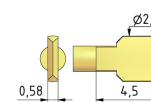
Y3F

1.50 x 0.50 x 2.50 Au



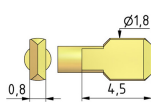
Y6

3.00 x 1.55 Au



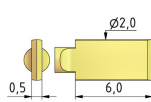
Y11

2.00 x 0.58 Au



Y12

1.80 x 0.80 Au



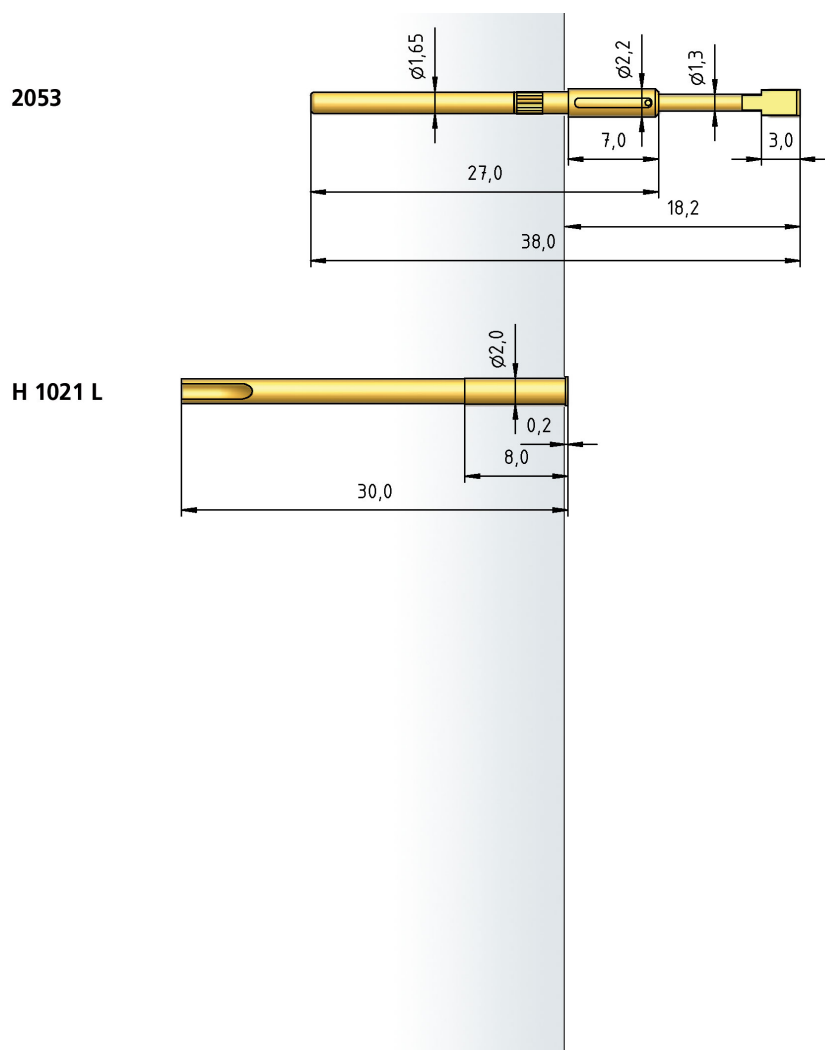
Y21R

2.00 x 0.50 Au



Technical Data // Series 2053

Non-Rotating Test Probe 100 mil / 2.54 mm



HOW TO ORDER

2053 - Y1 - 1.5 N - Au - 2.0x 0.58

1 2 3 4 5 6

1. Series 2. Tip Style 3. Spring Force
4. Tip Plating 5. Tip Diameter 6. Tip Thickness