

**Technical Data // Series 3010/2G • 3010/10G**

Switching Test Probe 160 mil / 4.0 mm - Switching Travel 4.0 mm

HIGHLIGHTS

Test Probe with switching function for cable harness test and presence verification

Plug-in and threaded type available

Switching travel 4.0 mm

High soldering temperature up to 300°C

MECHANICAL DATA

Center	4.00 mm/160 mil
Temperature range	-30 °C - +120 °C
Full travel	5.00 mm
Working travel	4.00 mm
Switching travel	4.00 mm
Pre-loaded spring force	0.12/ 0.30/ 1.80/ 1.70/ 2.70/ 5.00 N
Spring force at working travel	0.25/ 1.30/ 6.00/ 8.00/ 9.00/ 12.00 N
Spring force at switching travel	0.25/ 1.30/ 6.00/ 8.00/ 9.00/ 12.00 N

ELECTRICAL DATA**Receptacle-Plunger**

Max. current rating	5.0 A
Typical continuity resistance	<= 15 mOhm

Pin-Plunger

Max. current rating	1.0 A
Typical continuity resistance	<= 50 mOhm
Typical insulating voltage	1000 V

MATERIALS

Barrel	Brass, gold-plated
Spring	Spring Steel, gold-plated
Plunger	Steel
Receptacle	Brass, gold-plated

RECOMMENDED DIAMETER OF DRILL

HP 2361.1 (trolitax)	3.28 mm
HGW 2372 (glass filled material)	3.29 mm

AVAILABLE SCREW TOOLS

Article Designation	max. Tip Diameter
WFSB 1060/G-4.0-3.0	3.0
WFSB 1060/G-5.0-4.0-Z	4.0
WFSB 1060/G-6.0-5.0-Z	5.0



Technical Data // Series 3010/2G • 3010/10G

Switching Test Probe 160 mil / 4.0 mm - Switching Travel 4.0 mm


TIP STYLE - DIAMETER - PLATING



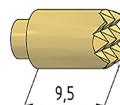
A
2.30 Au



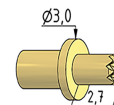
C
1.80 Au



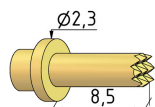
C
2.30 Au
3.00 Au
4.00 Au



CL
2.30 Au



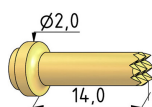
C1
1.00 Au



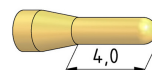
CL1
1.00 Au



CL2
1.80 Au




CL3
1.00 Au



D6
1.00 Au



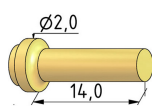
F
1.80 Au



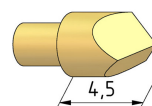
F
2.00 Au
2.30 Au



F1
2.30 HTK
3.00 HTK
4.00 HTK
5.00 HTK

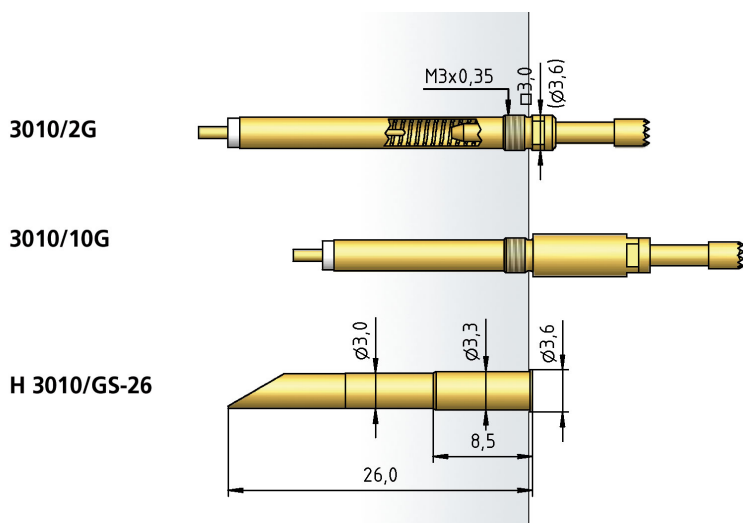


FL3
1.00 Au



H2
2.60 Au

Connectorpin-Ø X/mm	Connector Pin Length Y/mm
0.5	6.0
1.0	2.5
1.0	4.0





PTR HARTMANN

A Phoenix Mecano Company

Technical Data // Series 3010/2G • 3010/10G

Switching Test Probe 160 mil / 4.0 mm - Switching Travel 4.0 mm

HOW TO ORDER

3010/ 2 G - A - 2.3 N - Au - 2.3 /1.0x 4.0 /SH4.0

1 2 3 4 5 6 7 8 9 10

- 1. Series 2. Collar Height 3. Threaded Design
- 4. Tip Style 5. Spring Force 6. Tip Plating
- 7. Tip Diameter 8. Connector Pin Diameter
- 9. Connector Pin Length 10. Switching Travel