

**Technical Data // Series 3010/2GW • 3010/2GW5**

Switching Test Probe with Easy-Replacement System 160 mil / 4.0 mm - Switching Travel 1.7 mm

**HIGHLIGHTS**

Test Probe with switching function for cable harness test and presence verification

Threaded type

Easy-replacement system (replacement without soldering)

Switching travel 1.7 mm (4.0 mm on request)

High soldering temperature up to 300°C

Variable extension height

**MECHANICAL DATA**

Center	4.00 mm/160 mil
Temperature range	-30 °C - +120 °C
Full travel	5.00 mm
Working travel	4.00 mm
Switching travel	1.70 mm
Pre-loaded spring force	0.12/ 0.25/ 0.30/ 0.40/ 0.60/ 1.80/ 1.40/ 1.70/ 2.00/ 2.70/ 2.00/ 5.00/ 4.00 N
Spring force at working travel	1.25/ 1.75/ 2.30/ 2.80/ 4.00/ 7.00/ 7.50/ 9.00/ 9.50/ 10.00/ 10.50/ 13.00/ 13.50 N
Spring force at switching travel	0.20/ 0.45/ 0.75/ 1.00/ 1.60/ 3.60/ 3.60/ 4.40/ 4.80/ 5.40/ 5.20/ 8.00/ 7.60 N

**ELECTRICAL DATA****Receptacle-Plunger**

Max. current rating	5.0 A
Typical continuity resistance	<= 15 mOhm

**Pin-Plunger**

Max. current rating	1.0 A
Typical continuity resistance	<= 50 mOhm
Typical insulating voltage	1000 V

**MATERIALS**

Barrel	Brass, gold-plated
Spring	Spring Steel, gold-plated
Plunger	Steel
Receptacle	Brass, gold-plated

**RECOMMENDED DIAMETER OF DRILL****H 3010/GW(5)**

HP 2361.1 (trolitax)	3.28 mm
HGW 2372 (glass filled material)	3.29 mm

**H 3010/GWR5**

HP 2361.1 (trolitax)	3.31 mm
HGW 2372 (glass filled material)	3.32 mm

**AVAILABLE SCREW TOOLS**

Article Designation	max. Tip Diameter
WFSB 1060/G-4.0-3.0	3.0
WFSB 1060/G-5.0-4.0-Z	4.0
WFSB 1060/G-6.0-5.0-Z	5.0



**Technical Data // Series 3010/2GW • 3010/2GW5**

Switching Test Probe with Easy-Replacement System 160 mil / 4.0 mm - Switching Travel 1.7 mm


**TIP STYLE - DIAMETER - PLATING**



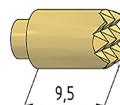
A  
2.30 Au



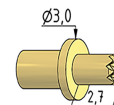
C  
1.80 Au



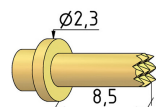
C  
2.30 Au  
3.00 Au  
4.00 Au



CL  
2.30 Au



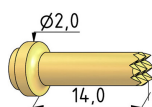
C1  
1.00 Au



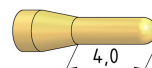
CL1  
1.00 Au



CL2  
1.80 Au




CL3  
1.00 Au



D6  
1.00 Au



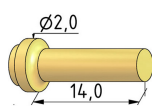
F  
1.80 Au



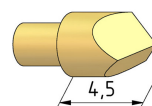
F  
2.00 Au  
2.30 Au



F1  
2.30 HTK  
3.00 HTK  
4.00 HTK  
5.00 HTK



FL3  
1.00 Au

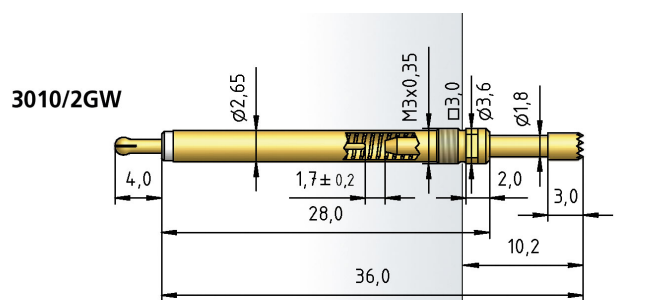


H2  
2.60 Au

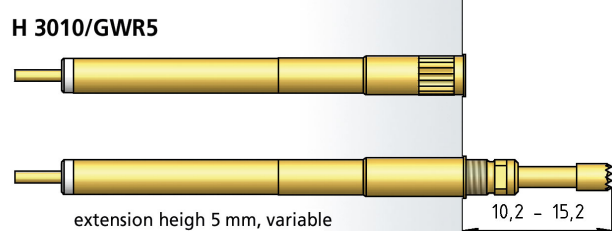
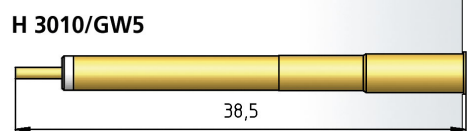
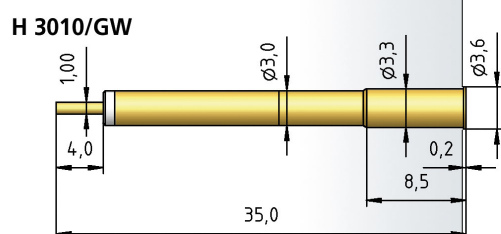


**Technical Data // Series 3010/2GW • 3010/2GW5**

Switching Test Probe with Easy-Replacement System 160 mil / 4.0 mm - Switching Travel 1.7 mm



Tip style	E	L
CL, CL1	16,7	42,5
CL2	22,2	48,0
CL3, FL3	22,9	48,7



**HOW TO ORDER**

**3010/ 2 G W 5 - C - 1.3 N - Au - 2.3**

**1 2 3 4 5 6 7 8 9**

- 1. Series 2. Collar Height 3. Threaded Design
- 4. Interchangeable without Soldering 5. Adjustment Area of the Extension Height
- 6. Tip Style 7. Spring Force 8. Tip Plating
- 9. Tip Diameter