

**Technical Data // Series 3011/2GS**

Switching Test Probe with Easy-Replacement System 160 mil / 4.0 mm - Switching Travel 4.0 mm

HIGHLIGHTS

Test Probe with switching function for cable harness test and presence verification

Threaded type

Easy-replacement system (replacement without soldering)

Switching travel 4.0 mm

High soldering temperature up to 300°C

MECHANICAL DATA

Center	4.00 mm/160 mil
Temperature range	-30 °C - +120 °C
Full travel	5.00 mm
Working travel	4.00 mm
Switching travel	4.00 mm
Pre-loaded spring force	0.12/ 0.25/ 0.30/ 0.40/ 0.50/ 0.60/ 1.40/ 1.80/ 1.70/ 2.00/ 2.70/ 2.00/ 5.00/ 4.00 N
Spring force at working travel	0.25/ 0.75/ 1.30/ 1.80/ 2.00/ 3.00/ 6.00/ 6.50/ 8.00/ 8.50/ 9.00/ 9.50/ 12.00/ 12.50 N
Spring force at switching travel	0.25/ 0.75/ 1.30/ 1.80/ 0.95/ 3.00/ 6.50/ 7.00/ 8.00/ 8.50/ 9.00/ 9.50/ 12.00/ 12.50 N

ELECTRICAL DATA**Receptacle-Plunger**

Max. current rating	5.0 A
Typical continuity resistance	<= 15 mOhm

Pin-Plunger

Max. current rating	1.0 A
Typical continuity resistance	<= 50 mOhm
Typical insulating voltage	1000 V

MATERIALS

Barrel	Brass, gold-plated
Spring	Spring Steel, gold-plated
Plunger	Steel
Receptacle	Brass, gold-plated

RECOMMENDED DIAMETER OF DRILL**H 3011/GWR5 (/R /RK)**

HP 2361.1 (trolitax)	3.02 mm
HGW 2372 (glass filled material)	3.04 mm

H 3011/K (/5K)

HP 2361.1 (trolitax)	3.01 mm
HGW 2372 (glass filled material)	3.02 mm

AVAILABLE SCREW TOOLS

Article Designation	max. Tip Diameter
WFSB 1060/G-4.0-3.0	3.0
WFSB 1060/G-5.0-4.0-Z	4.0
WFSB 1060/G-6.0-5.0-Z	5.0



Technical Data // Series 3011/2GS

Switching Test Probe with Easy-Replacement System 160 mil / 4.0 mm - Switching Travel 4.0 mm


TIP STYLE - DIAMETER - PLATING



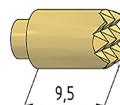
A
2.30 Au



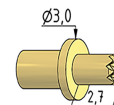
C
1.80 Au



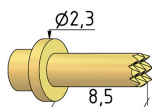
C
2.30 Au
3.00 Au
4.00 Au



CL
2.30 Au



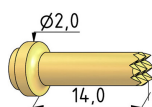
C1
1.00 Au



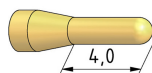
CL1
1.00 Au



CL2
1.80 Au




CL3
1.00 Au



D6
1.00 Au



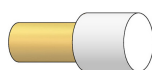
F
1.80 Au



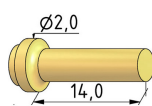
F
2.00 Au
2.30 Au



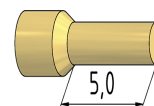
F1
2.30 HTK
3.00 HTK
4.00 HTK
5.00 HTK



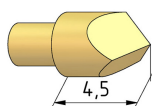
F1L
2.30 HTK
3.00 HTK



FL3
1.00 Au



F7
1.00 Au

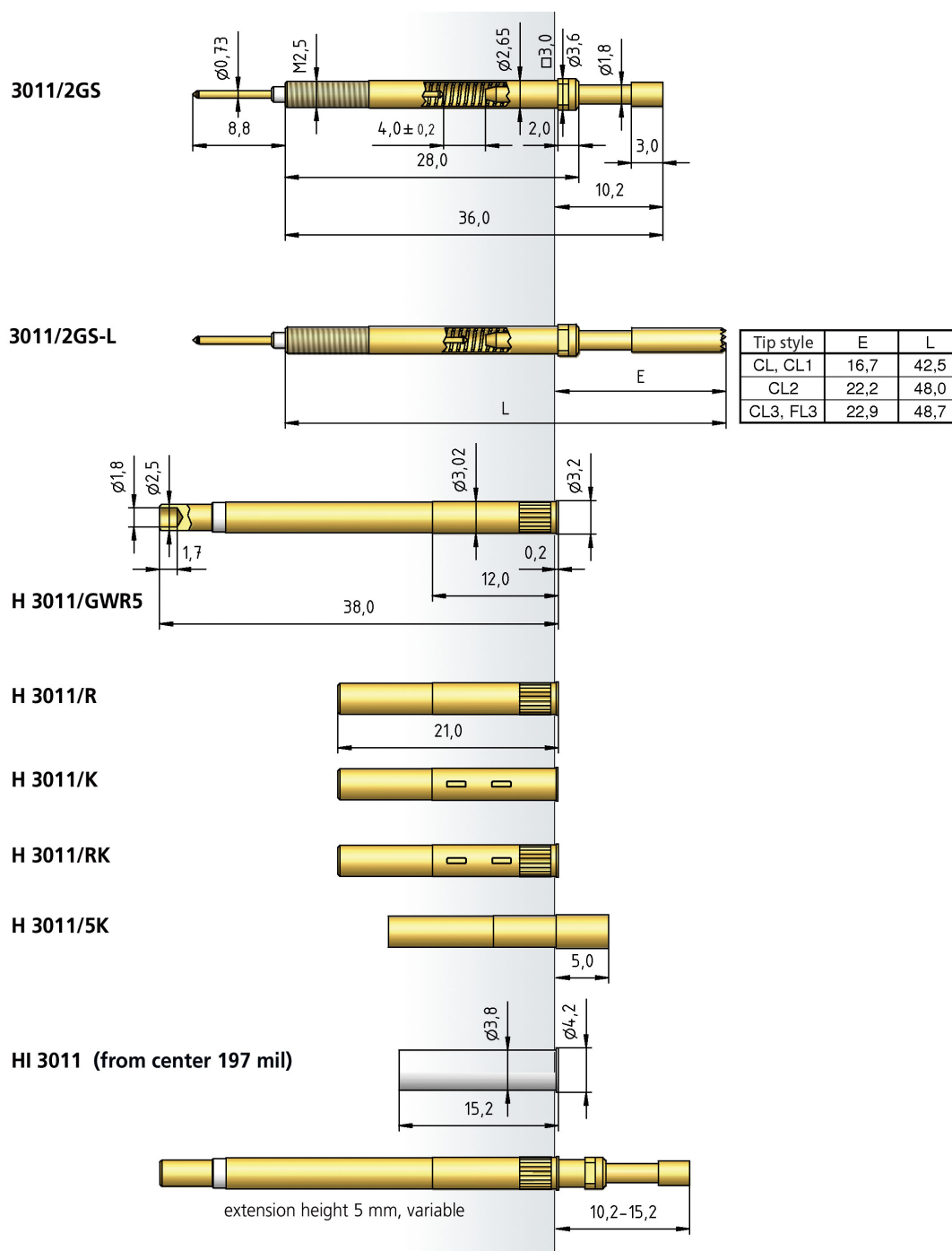


H2
2.60 Au



Technical Data // **Series 3011/2GS**

Switching Test Probe with Easy-Replacement System 160 mil / 4.0 mm - Switching Travel 4.0 mm



HOW TO ORDER

3011/ 2 G S - C - 1.8 N - Au - 2.3 /SH4.0

1 2 3 4 5 6 7 8 9

- 1. Series 2. Collar Height 3. Threaded Design
- 4. Plug-in Connector 5. Tip Style 6. Spring Force
- 7. Tip Plating 8. Tip Diameter 9. Switching Travel