

Highlights

- 2 to 8 poles
- Horizontal pin strip
- Spacing 5.08 mm
- Closed ends
- High current pin strip up to 16 A
- Reflow soldering
- Automatic assembly (tape-on-reel)
- THR
- Pin length 2.6 mm
- Pin length 3.5 mm also available

Wire Sizes

Solid min	-
Solid max	-
Stranded (flexible) min	-
Stranded (flexible) max	-
Stranded with ferrule min	-
Stranded with ferrule max	-

Dimensions

PCB hole diameter	1.4 mm
-------------------	--------

Materials

Contact pin	Copper Alloy
-------------	--------------

Insulating Material

Material	PPA
Flammability class	UL 94 V-0

Temperatures

Operating temperature (without mech. load)	-40 °C - 105 °C
Store temperature	-40 °C - 105 °C

**Technical Data // STLZ950/..G-5.08-H-P2.6-BK-HC-HT**

Spacing 5.08 mm

Wave Soldering Process

Soldering temperature, recommended 260 °C

Peak soldering time, recommended 3-4 s

Reflow Process

Soldering temperature, recommended 217 - 245 °C



Peak soldering time, recommended 60 s

Colours

BLACK, RAL 9011

Colours according to RAL, there may be variations on colour due to production conditions.

Ratings

UseGroup				
	B	C	D	
Rated voltage	300 V	150 V	300 V	250 V
Rated current	16 A	16 A	10 A	16 A
Overvoltage category				III
Test voltage	1.60 kV	1.30 kV	1.60 kV	4.0 kV
Pollution degree				3

Counterparts (Spacing 5.08 mm)

Terminal Block


AKZ950

In combination of connectors with different admission data, the lower value is valid.

Tape on Reel

Number of Poles	Reel (RD/")	Width (R/mm)	Pitch (RP/mm)	Pieces (PCS)
2	13	32	16	330
3	13	32	16	330
4	13	56	16	330
5	13	56	16	330
6	13	56	16	330
7	13	56	16	330
8	13	56	16	330

Accessoires

Figure	Designation	Article Number
	Coding Star CS2-5.0/5.08-LIGHT GREY-HT	Order Data: 50000000028



Technical Data // **STLZ950/..G-5.08-H-P2.6-BK-HC-HT**

Spacing 5.08 mm

Order Data (Spacing 5.08 mm)

Number of Poles	Width (mm)	Article Designation	Article Number	PU
2	11.36	STLZ950/2G-5.08-H-P2.6-BK-HC-HT	50950025329R	330
3	16.44	STLZ950/3G-5.08-H-P2.6-BK-HC-HT	50950035329R	330
4	21.52	STLZ950/4G-5.08-H-P2.6-BK-HC-HT	50950045329R	330
5	26.60	STLZ950/5G-5.08-H-P2.6-BK-HC-HT	50950055329R	330
6	31.68	STLZ950/6G-5.08-H-P2.6-BK-HC-HT	50950065329R	330
7	36.76	STLZ950/7G-5.08-H-P2.6-BK-HC-HT	50950075329R	330
8	41.84	STLZ950/8G-5.08-H-P2.6-BK-HC-HT	50950085329R	330

Technical drawing

